

Report of Research & Learning Department Instruction and Outreach for FY24

1. Instruction:

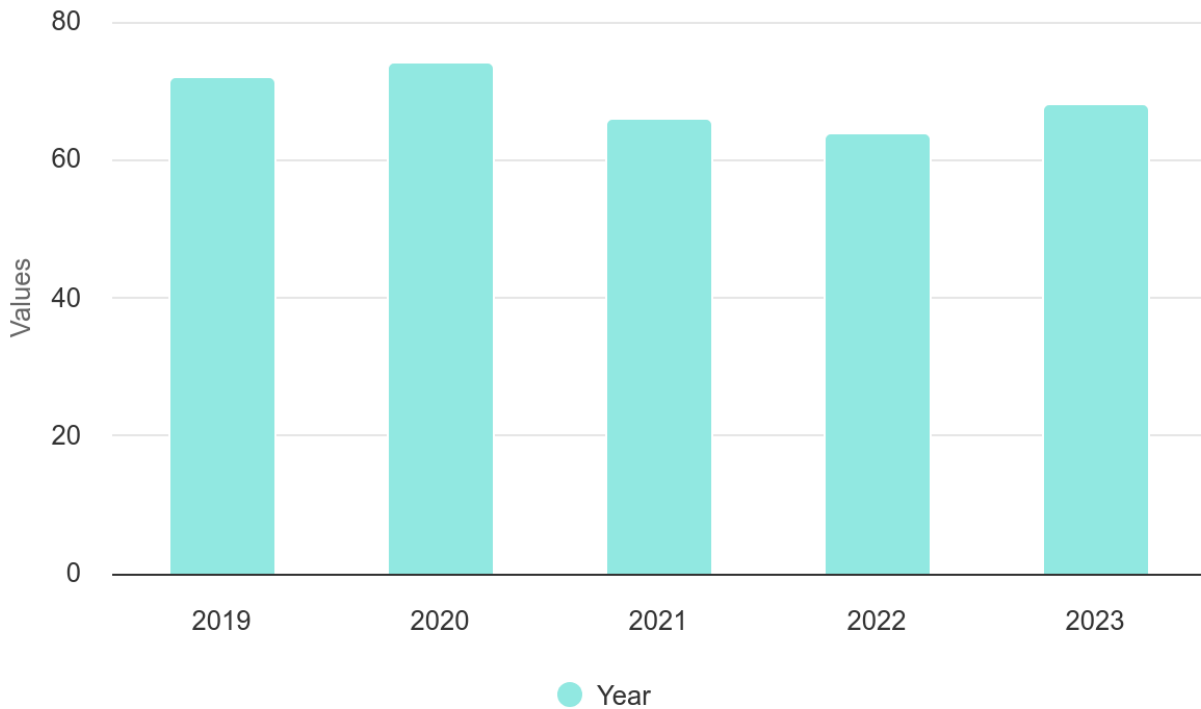
a. Classroom instruction (course-related)

i. FY24 by R&L librarian

- **Total Sessions:** 62 sessions total, taught by 6 R&L librarians, this is about 8 sessions less than last year
- **Colleges Served:** Worked with 6 OSU Colleges & Programs, top colleges served were Liberal Arts, Health, Science, Business, and Agricultural Sciences. Within CLA, the top served Schools were the School of Language, Culture & Society, the School of Writing, Literature & Film, and the School of Visual, Performing & Design Arts
- **Instruction Location:** 13 sessions took place in Autzen and 10 in Nishihara; 37 took place in another campus location
- **Computer Use in Autzen:** Only 2 sessions for this past academic year described library computer use. In one session 0 library computers were used and in the other 3 library computers were used.

ii. The **last 5 years** of R&L course-based instruction (by calendar year as academic years get truncated in the LibAnalytics distributions view of a year):

Transactions By Year

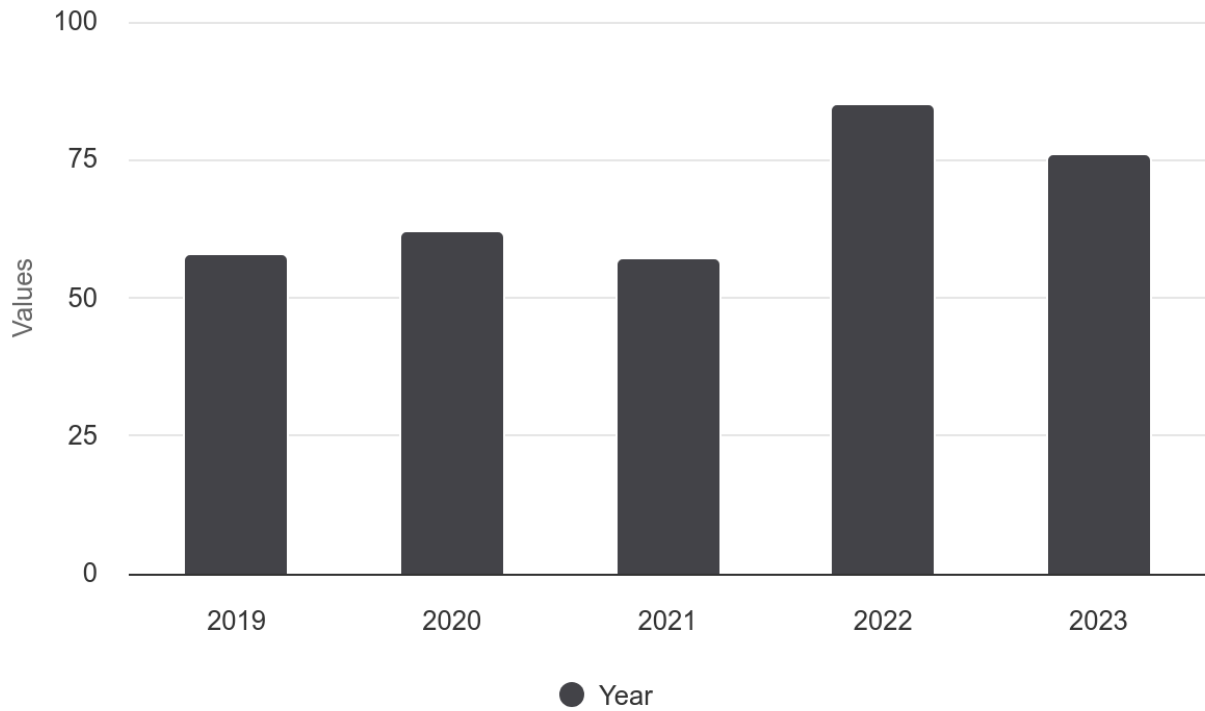


b. Workshops

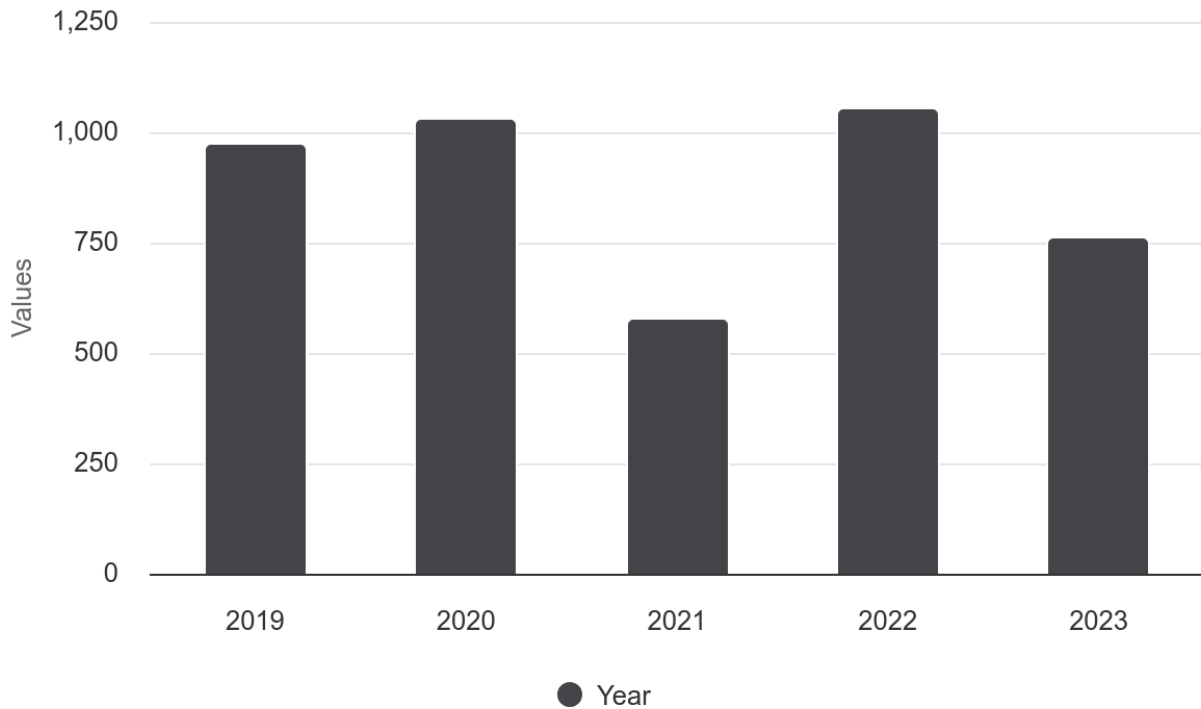
- i. **Total Workshops & Topics:** 63 workshops by 8 R&L librarians on 15 different topics, topics include:
 - Intro and Intermediate R
 - Writing data management plans
 - Qualtrics
 - Zotero
 - QGIS
 - Scientific Illustration
 - Researching for the literature review
 - Finding articles quickly and easily (i.e., how to use ILL)
 - AI Tools
 - WR121 Instructor training
- ii. **Workshop Location & Modality:** 16 workshops were taught in Autzen, 3 in Nishihara, 1 in Willamette East, 1 at Guin, and 4 in other campus locations for a total of 25 in-person workshops. 38 workshops were taught online.
- iii. **Computer Use in Autzen:** 7 sessions for this past academic year described library computer use. 0 library computers were used in any of those sessions.
- iv. The **last 5 years** of R&L workshop instruction (by calendar year). The number of workshops offered has remained high, despite having some R&L members out on sabbatical. The number of participants fluctuated

but remained relatively high. The average number of attendees per workshop was 12.

Transactions By Year



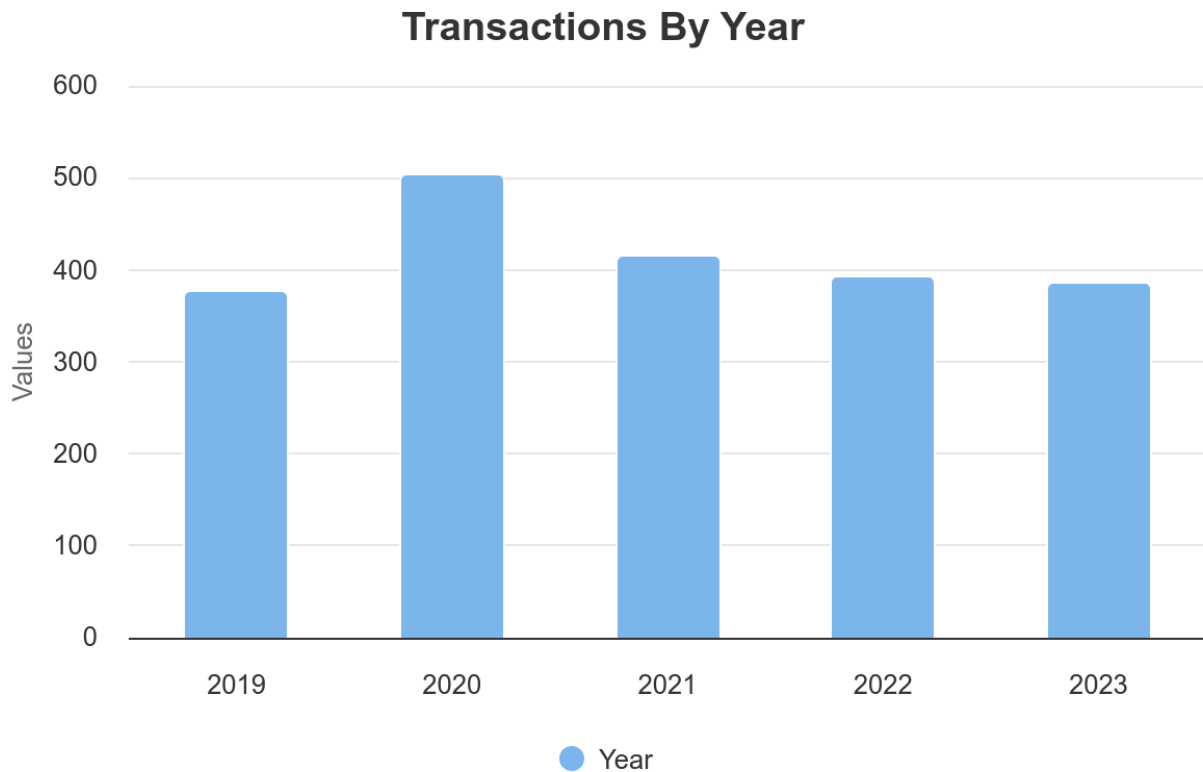
Sum of Number of participants By Year



c. Consultations

- i. Total of 306 recorded consultations in FY24 by R&L librarian, college, audience, and modality
 - **Consultations by College** - Top R&L-served colleges using consultations: Agricultural Sciences (68), Science (33), Liberal Arts (25), Engineering (21), Health (19), CEOAS (7)
 - **Consultations by Audience** - Faculty (95), Graduate Students (83), Undergrads (71), Ecampus (35), OSU Library Staff (23), OSU Staff (18), Community (17) (*note - there is some double counting - someone could be both a faculty member and an Ecampus constituent*)
 - **Consultations by Method** - Email (195), Virtual meetings (74), Face-to-face (25)
 - **Consultation Content** - Range from quick information about how to access a resource to in-depth orientations to library services or term-long consultations for thesis guidance
 - Longer form examples:
 - i. Alternatives to NexisUni
 - ii. Ebooks and fair use
 - iii. Suggestions for journal finder tools for publishing
 - iv. Finding videos in our collection for an online course
 - v. Digitization advice

- vi. Crafting a data management plan
 - vii. Scoping and systematic review advice
 - viii. Editing citation styles in Zotero
 - ix. ArcGIS Pro
- ii. The **last 5 years** of R&L consultations (by calendar year - note FY24 is not fully represented as a result). Our consultation numbers are stabilizing post-pandemic.



- d. Large group (not course-related)
- i. FY24 - 3 instances
 - East Linn Christian High School, 2 BNC Leadership Labs
- e. Learning object creation
- i. FY24 - 13 Learning Objects created or revised
 - New content
 - HORT 270 - Library Research video
 - Preparing to launch CORE Ed train-the-trainer modules, DAMIT - Using academic research sources
 - Using Generative AI in Research LibGuide
 - ANS 121 - Intro to the Library video
 - Significantly revised content
 - Rangeland Sciences LibGuide
 - FST 385 LibGuide

- FW 435 LibGuide
- Researching for the Literature Review LibGuide
- Library How To: Finding Physical Resources
- Library How To: Finding Online Resources
- Designing Effective Research Assignments LibGuide

2. Outreach

a. Outreach & Events

i. FY24 - 26 instances

- Crafternoon - 12 events throughout the year
- National Transfer Student Week - Meet Your Librarians
- First Day of School tabling (at least 4 R&L librarians)
- Fall, Winter, and Spring Game Nite
- College of Education new PhD orientation
- SWLF Faculty meeting
- New OSU Faculty Academy
- University Day Booth
- New Graduate Student Resource Fair
- Student Fulbright application reviews
- OSU Community Diversity Relations meeting
- Free Comic Book Day

b. Tours and orientations

i. FY24 - 6 activities

- EMT new graduate student orientation
- College of Health new graduate student orientation
- South Albany high school visit
- FORTE Tours - at least 6 by 3 librarians
- Summer Bridge - Academic Skills Conference